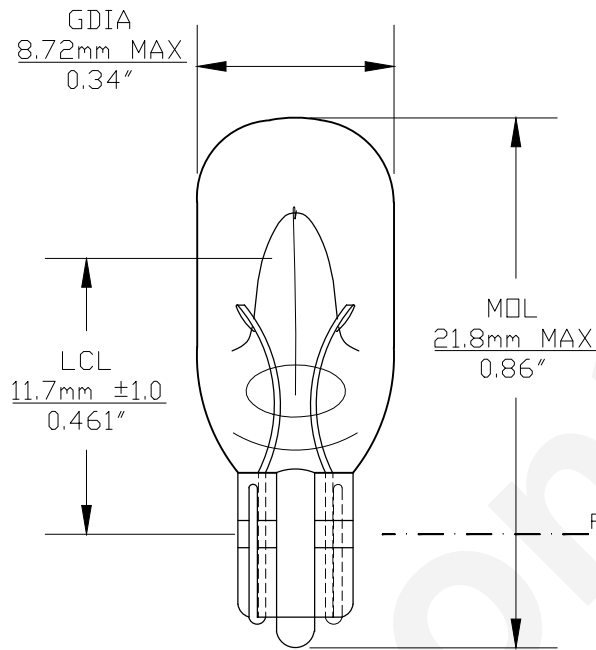
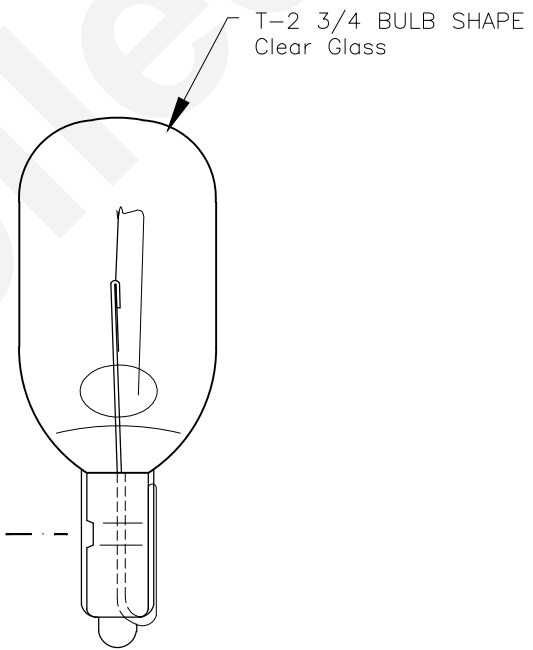




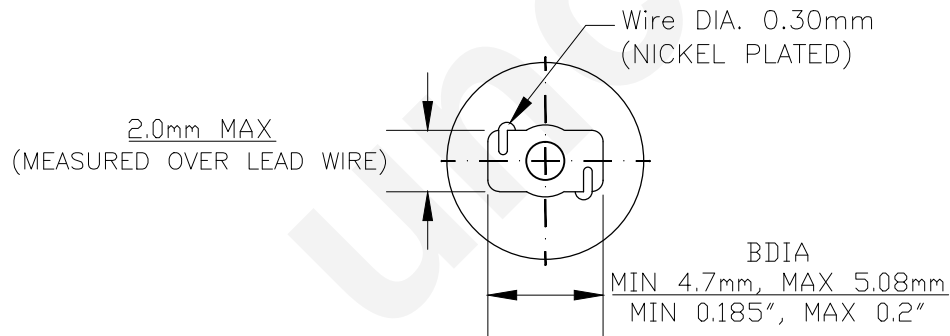
PART NO.	BASE TYPE	DESIGN VOLTS	DESIGN AMPS	MSCD	FILAMENT TYPE	AVERAGE LIFE HOURS	REVISIONS			
							REV #	DESCRIPTION	DATE	APPROVED
24	Glass Wedge	14.0V	0.24±10%	2.0±20%	C-2V	1500	1	REDRAWN, ADDED 90° VIEW, UPDATED DIMENSIONS	06/05/2014	R.M.
							2	REVISED BASE DIMENSION	02/14/2017	R.M.



0° VIEW



90° VIEW



BASE BOTTOM VIEW

Note: Made according to SAE specifications



UNLESS OTHERWISE SPECIFIED: DIMENSIONS ARE IN INCHES TOLERANCES DECIMALS .XX ± .05 .XXX ± .010 FRACTIONAL ± 1/64		CEC INDUSTRIES LTD 599 BOND STREET LINCOLNSHIRE, IL 60069			
DRAWN SIDNEY LIU	DATE 05/30/2007	TITLE LIGHT BULB NO. 24			
CHECKED		SIZE A	FSCM NO.	DWG NO. 24	REV 2
DESIGN		SCALE	PLOT SCALE		SHEET 1 OF 1
MATERIAL		FILE 24.pdf	DRAWING NOT TO SCALE		