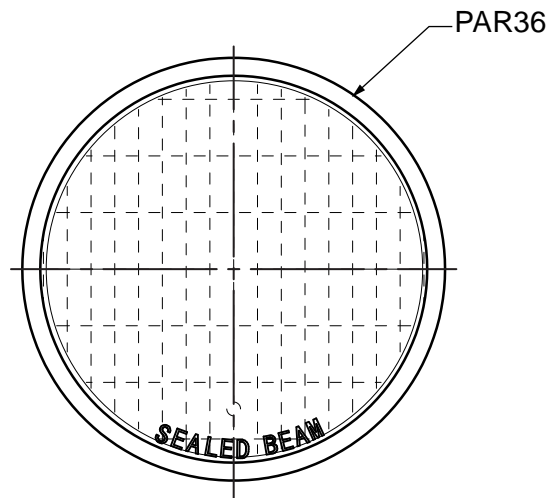




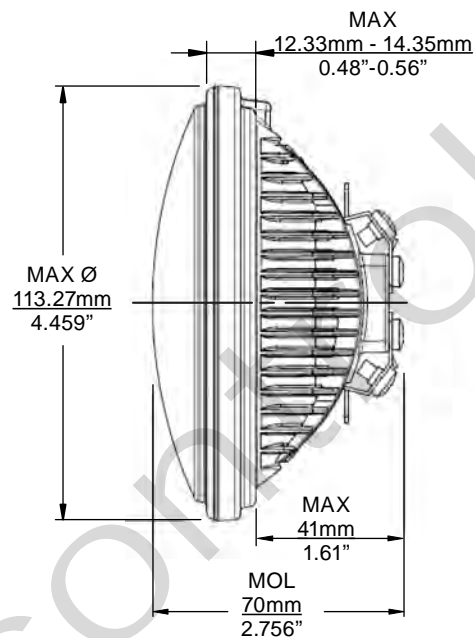
Since 1959

PART NO.	BASE TYPE	DESIGN VOLTS	DESIGN WATTS	MBCP (Cd)	BEAM SPREAD 10% HOR/VER DEGREES	AVERAGE LIFE HOURS (AT 14V)	REVISIONS			
							REV #	DESCRIPTION	DATE	APPROVED
4411LED	MULTI PURPOSE	12.8V	8W MAX	3,000	TRAPEZOIDAL	6,000	1	ISSUED	11/10/2020	RM

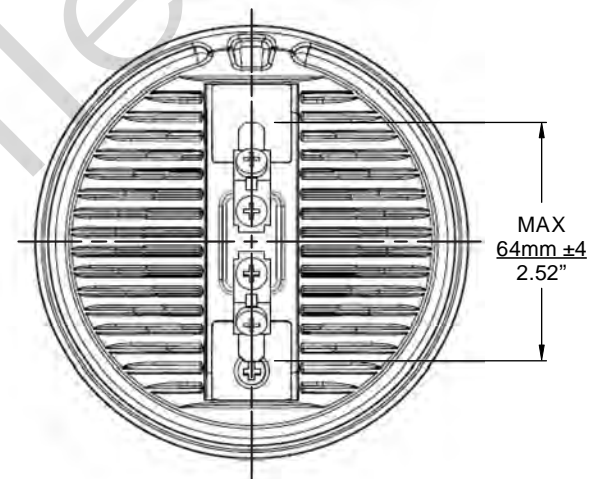
4411LED 12.8V 8W 6500K±500



0° VIEW



90° VIEW



180° VIEW



UNLESS OTHERWISE SPECIFIED: DIMENSIONS ARE IN INCHES TOLERANCES DECIMALS ANGULAR .XX ± .05 ± 0.5° .XXX ± .010 FRACTIONAL ±1/64		CEC INDUSTRIES LTD 599 BOND STREET LINCOLNSHIRE, IL 60069			
DRAWN ROSE MEDINA	DATE 11/10/2020	TITLE LED SEAL BEAM 4411LED			
CHECKED		SIZE A	FSCM NO.	DWG NO. 4411LED	REV 1
DESIGN		SCALE	PLOT SCALE	SHEET 1	OF 1
MATERIAL		FILE 4411LED.pdf	DRAWING NOT TO SCALE		